

CHECK VALVE zCHE



Body material	Nominal pressure	Nominal diameter	Max. temperature
A Grey cast iron	C 16 bar	DN 15-300	300°C
C Nodular cast iron	C 16 bar D 25 bar	DN 15-200	350°C
E Bronze	C 16 bar B 10 bar A 6 bar	DN 15-125 DN 150-200 DN 250-300	225°C
G Forged steel	E 40 bar	DN 15-50	450°C
F Cast steel	E 40 bar	DN 65-300	450°C
M Stainless steel	E 40 bar	DN 15-25	400°C
I Cast stainless steel	E 40 bar	DN 32-300	400°C



correspond to the pressure equipment directive 2014/68/UE marking CE for DN≥32

FEATURES

- closing tightness class D acc. to EN -12266-1
- compact settlement
- environment-friendly
- no maintenance
- face-to-face dimension according to EN 558-1 series 1
- flanges drilled according to EN 1092-1 for type F, I, G, M
- flanges drilled according to EN 1092-2 for type A,C
- flanges drilled according to EN 1092-3 for type E

APPLICATION *

* not all of the applications are suitable for all of the executions
 On the website www.zetkama.com.pl is a Chemical Resistance List, which specifies the parameters of work for a given medium.

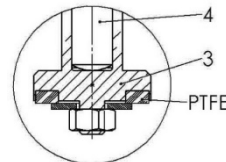
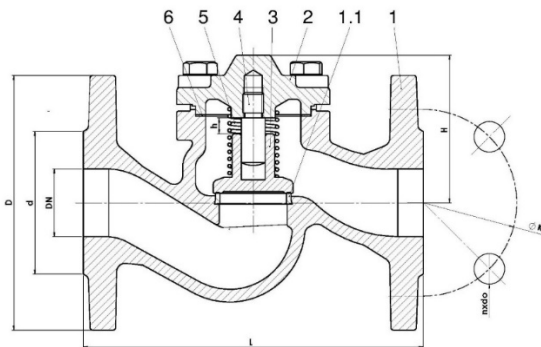
industries						
	INDUSTRY	SHIPBUILDING INDUSTRY	HEATING	REFRIGERATION AND AIR CONDITIONING	CHEMICAL INDUSTRY	
media						
	GLYCOL	INDUSTRIAL WATER	DIATHERMIC OIL	STEAM	COMPRESSED AIR	NEUTRAL FLUIDS

Data given can be changed without notice.

Edition 01/2020

MATERIALS, DIMENSIONS

Type 38*



* (max. temperature 200°C – on request)

	Body material	A	C	A	C	E
	Type	31; 41		33; 43		32
1	Body	EN – GJL-250 5.1301 (ex. JL1040)	EN – GJS-400-18 5.1303 (ex. JS1025)	EN – GJL-250 5.1301 (ex. JL1040)	EN – GJS-400-18 5.1303 (ex. JS1025)	CuSn5Zn5Pb5-C
1.1	Seat ring	X20Cr13 1.4021		CuSn10		CuSn5Zn5Pb5-C
2	Cover	EN – GJL-250 5.1301 (ex. JL1040)	EN – GJS-400-18 5.1303 (ex. JS1025)	EN – GJL-250 5.1301 (ex. JL1040)	EN – GJS-400-18 5.1303 (ex. JS1025)	CuSn5Zn5Pb5-C
3	Disc	X12Cr13 1.4021		CuSn10		DN15-32 CuZn35Ni DN40-300 CuSn5Zn5Pb5-C
4	Stem	X12Cr13 1.4021		CuSn10		DN15-32 CuZn35Ni DN40-300 CuSn5Zn5Pb5-C
5	Spring	X17CrNi16-2 1.4057		CuSn6		-
6	Gasket	Graphite CrNi				FA1
Max. temperature		300°C	350°C	225°C		

DN	15	20	25	32	40	50	65	80	100	125	150	200	250	300	
L	130	150	160	180	200	230	290	310	350	400	480	600	730	850	
PN16 EN – GJL-250 EN – GJS-400-18	D	95	105	115	140	150	165	185	200	220	250	285	340	405	460
	d	46	56	65	76	84	99	118	132	156	184	211	266	319	370
	K	65	75	85	100	110	125	145	160	180	210	240	295	355	410
	nxdo	4x14	4x14	4x14	4x19	4x19	4x19	4x19	8x19	8x19	8x19	8x23	12x23	12x28	12x28
PN25 EN – GJS-400-18	D	95	105	115	140	150	165	185	200	235	270	300	360	-	-
	d	46	56	65	76	84	99	118	132	156	184	211	274	-	-
	K	65	75	85	100	110	125	145	160	190	220	250	310	-	-
PN16, PN25 EN – GJL-250 EN – GJS-400-18	nxdo	4x14	4x14	4x14	4x19	4x19	8x19	8x19	8x23	8x28	8x28	12x28	-	-	
	h	5	5	8	8	11	14	17	21	25	32	38	50	65	95
PN16/ PN10 CuSn5Zn5Pb5-C	H	56	56	67	76	89	96	104	124	161	174	197	248	295	315
	Kvs (m3/h)	5,6	7,8	12,8	19,8	28,4	46,6	77,5	108	169	263	366	592	1065	1553
	D	95	105	115	140	150	165	185	200	220	250	285	340	395	445
PN16/ PN10 CuSn5Zn5Pb5-C	d	46	56	65	76	84	99	118	132	156	184	211	266	319	370
	K	65	75	85	100	110	125	145	160	180	210	240	295	350	400
	nxdo	4x14	4x14	4x14	4x18	4x18	4x18	4x18	8x18	8x18	8x18	8x22	8x22	12x22	12x22
	h	6	7	8	10	12	15	19	24	28	36	40	56	65	80
	H	60	60	65	65	75	80	90	105	150	155	160	215	275	325
Weight (kg) A,C		2,4	2,8	4,0	5,5	7,4	9,5	13,6	19	27,4	45,1	66,2	111	196	302
Weight (kg) E		3,5	4,0	5,0	6,0	8,5	11	15	20	25	40	55	95	140	250

Data given can be changed without notice.

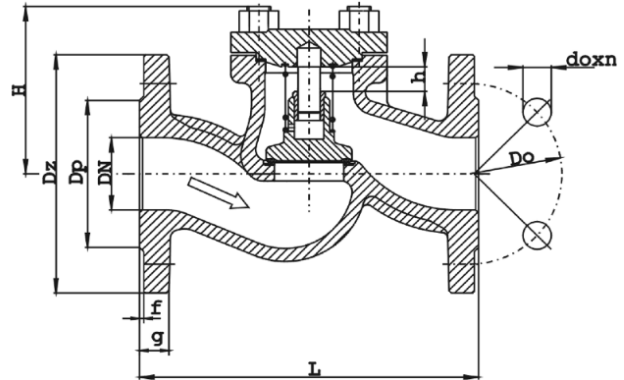
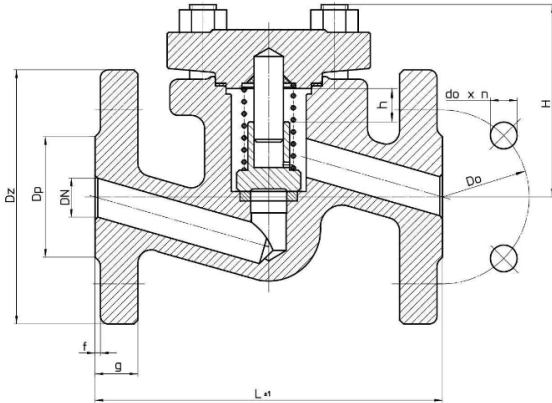
Edition 01/2020

FIG.287

MATERIALS, DIMENSIONS

Body material M DN 15-25
Body material G DN 15-50

Body material I DN 32-300
Body material F DN 65-300



	Body material	G DN 15-50	F DN 65-300	M DN 15-25	I DN 32-300
	Type	31	31	31	31
1	Body	P245GH	GP240GH	X6CrNiTi18-10	GX5CrNiMo19-11-2
2	Cover	P265GH	P265GH	X6CrNiTi18-10	X6CrNiTi18-10
3	Disc	18-8 CrNi	18-8 CrNi	18-10 Cr-Ni	18-8 CrNi
6	Gasket	Graphite			
Max. temperature		450°C	450°C	400°C	

Body material	I, F, M, G													
	DN	15	20	25	32	40	50	65	80	100	125	150	200	250
Dz (mm)	95	105	115	140	150	165	185	200	235	270	300	375	450	515
Dp (mm)	45	58	68	78	88	102	122	138	162	188	218	280	345	410
Do (mm)	65	75	85	100	110	125	145	160	190	220	250	320	385	450
f (mm)	2	2	2	2	2	2	2	2	2	2	2	2	2	2
g (mm)	16	18	18	18	18	20	22	24	24	26	28	34	38	42
doxn	14X4	14X4	14X4	18X4	18X4	18X4	18X8	18X8	22X8	26X8	26X8	30x12	33x12	33x16
L (mm)	130	150	160	180	200	230	290	310	350	400	480	600	730	850
H (mm)	56	56	80	105	112	122	150	170	195	198	220	268	360	420
h (mm)	7	7	8	8	10	10	16	20	25	31	38	50	65	110
Weight (kg)	3,0	3,8	4,3	9,1	10,4	12,6	20,0	31,0	41,0	54,0	76,0	150,0	278,0	360,0

Data given can be changed without notice.

Edition 01/2020

ZETKAMA Sp. z o.o.
Ul. 3 Maja 12
PL 57-410 Ścinawka Średnia

Tel. +48 74 8652 193
Tel. +48 74 8652 111
Fax +48 74 8652 199

E-mail export@zetskama.com.pl
www.zetskama.com

PRESSURE-TEMPERATURE RATINGS

Acc. EN 1092-2	PN		-60°C ÷ <-10°C		-10°C ÷ 120°C	150°C	200°C	250°C	300°C	350°C	400°C	450°C
EN-GJL250	6	bar	-----		6	5,4	4,8	4,2	3,6	---	---	---
	16		-----		16	14,4	12,8	11,2	9,6	---	---	---
EN-GJS400-18 LT	16		-----		16	15,5	14,7	13,9	12,8	11,2	---	---
	25		-----		25	24,3	23	21,8	20	17,5	---	---
Acc. EN 1092-1			-20°C ÷ <-10°C	-10°C ÷ <50°C	50°C ÷ 100°C	150°C	200°C	250°C	300°C	350°C	400°C	450°C
GP240GH +N	40	bar	30	40	37,1	35,2	33,3	30,4	27,6	25,7	23,8	13,1
Acc. EN 1092-1			-60°C ÷ <-10°C		10°C ÷ 100°C	150°C	200°C	250°C	300°C	350°C	400°C	450°C
G-X5CrNiMo19-11-2	40	bar	40		40	36,3	33,7	31,8	29,7	28,5	27,4	---
Acc. EN 1092-3					-10-120°C	150°C	180°C	200°C	225°C	350°C	400°C	450°C
CuSn5Zn5Pb5-C	16	bar	-----		16	10	10	10	10	-----	-----	-----
	10		-----		10	6	6	6	6	-----	-----	-----
	6		-----		6	4	4	4	4	-----	-----	-----

Other type of valves on request.

Data given can be changed without notice.

Edition 01/2020

TYPE

Figure	Body material	Nominal diameter	Nominal pressure	Type
287	A Grey cast iron EN-GJL-250	15-300 mm	C 16 bar	31 loose disc with spring; stem, disc and seat ring - stainless steel
		15-300 mm	C 16 bar	38 loose disc with spring; stem, disc and seat ring - stainless steel; disc gasket PTFE (120°C)
		15-300 mm	C 16 bar	41 loose disc without spring; stem, disc and seat ring - stainless steel
		15-300 mm	C 16 bar	33 loose disc with spring; stem, disc and seat ring - bronze
		15-300 mm	C 16 bar	43 loose disc without spring; stem, disc and seat ring - bronze
287	C Nodular cast iron EN-GJS-400-18-LT	15-200 mm	C 16 bar	31 loose disc with spring; stem, disc and seat ring - stainless steel
		15-150 mm	C 16 bar	38 loose disc with spring; stem, disc and seat ring - stainless steel; disc gasket PTFE (120°C)
		15-200 mm	C 16 bar	41 loose disc without spring; stem, disc and seat ring - stainless steel
		15-200 mm	C 16 bar	33 loose disc with spring; stem, disc and seat ring - bronze
		15-200 mm	C 16 bar	43 loose disc without spring; stem, disc and seat ring - bronze
		15-200 mm	D 25 bar	31 loose disc with spring; stem, disc and seat ring - stainless steel
		15-150 mm	D 25 bar	38 loose disc with spring; stem, disc and seat ring - stainless steel; disc gasket PTFE (120°C)
		15-200 mm	D 25 bar	41 loose disc without spring; stem, disc and seat ring - stainless steel
		15-200 mm	D 25 bar	33 loose disc with spring; stem, disc and seat ring - bronze
		15-200 mm	D 25 bar	43 loose disc without spring; stem, disc and seat ring - bronze
287	E Bronze CuZn5Zn5Pb5-C	15-125 mm	C 16 bar	32 loose disc with spring; stem-brass, disc and seat ring - bronze
		150-200 mm	B 10 bar	32 loose disc with spring; stem- brass, disc and seat ring - bronze
		250-300 mm	A 6 bar	32 loose disc with spring; stem- brass, disc and seat ring - bronze
287	G Forged steel P245GH	15-50 mm	E 40 bar	31 loose disc with spring; stem, disc and seat ring - stainless steel
287	F Cast steel GP240GH 1.0619	65-300 mm	E 40 bar	31 loose disc with spring; stem, disc and seat ring - stainless steel
287	M Stainless steel X6CrNiTi18-10	15-25 mm	E 40 bar	31 loose disc with spring; stem, disc and seat ring - stainless steel
287	I Cast stainless steel GX5CrNiMo19-11-2	32-300 mm	E 40 bar	31 loose disc with spring; stem, disc and seat ring - stainless steel

Data given can be changed without notice.

Edition 01/2020

ORDERING

Figure	Body material	Nominal diameter	Nominal pressure	Type
287	A Grey cast iron EN-GJL-250	15-300 mm	C 16 bar	31 loose disc with spring; stem, disc and seat ring - stainless steel

Order example acc. index

287 A 050 C 31

Check valves, ends flanged, form straight
 Grey cast iron EN-GJL-250
 Nominal diameter (mm)
 Nominal pressure PN 16
 Loose disc with spring; stem, disc and seat ring - stainless steel

287 A 050 C 31

Data given can be changed without notice.

Edition 01/2020